



European Strategy
for the
Baltic Sea Region

**Rural Development Measures
Common to the Macro-Region**

*Michael Gregory
ENRD Contact Point
28th September 2011*



Connecting Rural Europe



The Baltic Sea Macro-Region





EUSBSR and Rural Development Policy

Direct and Indirect linkages

Priority No.1 – To reduce nutrient inputs to the sea to acceptable levels

Priority No.2 – To preserve natural zones and biodiversity, including fisheries

Priority No.5 – To mitigate and adapt to climate change

Priority No.8 – Implementing the Small Business Act: to promote entrepreneurship, strengthen SMEs and increase the efficient use of human resources

Priority No.9 – To reinforce sustainability of agriculture, forestry and fisheries

Priority No.12 – To maintain and reinforce attractiveness of the Baltic Sea Region in particular through education and youth, tourism, culture and health





EUSBSR and Rural Development Policy

Direct and Indirect linkages

- "Promote measures and practices which reduce nutrient losses from farming and address eutrophication"*
- "Full implementation of the Water Framework Directive in order to maximize the environmental benefits"*
- "Establish and restore more wetlands"*
- "Facilitate cross-sectoral policy-oriented dialogue"*
- "Promote the whole Baltic Sea Region as a green region (on land and in the sea)"*
- "Encourage and promote female entrepreneurship"*
- "Facilitate rural entrepreneurship"*
- "Develop sustainable strategies for wood"*
- "Enhance the combined effects of the Rural Development Programmes"*
- "Develop and improve coordination and cooperation among Member States and stakeholders"*
- "Develop strategies for a sustainable use of and breeding with forest-, animal-, and plant genetic resources"*
- "Animal Health and disease control"*
- "Highlight and optimise the sustainable tourism potential"*
- "Bring local authorities close to the citizens"*





The EUSBSR in the RDPs

- ❖ The EUSBSR is not explicitly mentioned in the NSPs and RDPs of the Baltic Sea Member States.
- ❖ Reference to the Baltic Sea environmental condition or declarations towards meeting the EU environmental targets for the Baltic Sea region is made in the majority of the NSPs & RDPs.
- ❖ Consistency of the NSPs & RDPs with the objectives of the EUSBSR has been confirmed in all cases.
- ❖ References are included in most of the 2010 Annual Reports.





The EUSBSR in the 2010 Annual Reports

- ❖ Actions reported: 2 ARs (FI Mainland, SE)
- ❖ Detailed mapping at measure / sub-measure level per priority of the Strategy: 3 ARs (DE MV, DE SH, EE)
- ❖ Identification of relevant Measures & consistency declarations: 2 ARs (FI Åland, Latvia)
- ❖ No reference: 3 ARs (DK, LT, PL)





The EUSBSR in the 2010 Annual Reports

Annual Report 2010 Sweden

- Reference to the flagship projects on sustainable rural “Sustainable rural development” and “Baltic Deal”
- Short analysis on actions / projects with environmental focus within the framework of the Strategy





The EUSBSR in the 2010 Annual Reports

Annual Report 2010 Mecklenburg – Western Pomerania, Germany

- The priorities of the Strategy in which the RDP can contribute are defined
- Contribution of measures / sub-measures of the RDP per priority





Mapping sample at measure / sub-measure level per priority

EUSBSR Priorities	Contribution of Mecklenburg Western-Pomerania RDP measures in:			
	Axis 1	Axis 2	Axis 3	Axis 4
1. Nutrients	111	214	321	-
	121			
5. Climate change	111	214	-	-
	121	223		
9. Agriculture, forestry	111	221	323	-
		223		
	121	225		
		226		
12. Attractiveness of the Baltic Sea Area	-	-	all	all



Measures common in the RDPs of the Baltic Sea Member States

Nine measures selected by all Baltic Sea RDPs, accounting for 52% of the total public expenditure programmed for 2007 -2013

- 111 - Vocational training and information actions
- 121 - Modernisation of agricultural holdings
- 123 - Adding value to agricultural and forestry products
- 212 - Payments to farmers in areas with handicaps, other than mountain areas
- 214 - Agri-environment payments
- 321 - Basic services for the economy and rural population
- 413 - Quality of life/diversification
- 421 - Implementing cooperation projects
- 431 - Running the LAG, skills acquisition, animation





Measures common in the RDPs of the Baltic Sea Member States

For the current analysis the focus shall be given at:

- 111 - Vocational training and information actions
- 121 - Modernisation of agricultural holdings
- 214 - Agri-environment payments
- 321 - Basic services for the economy and rural population





Measures common in the RDPs of the Baltic Sea Member States

These **4** measures account for **33%**
of the Total Public Expenditure programmed in the RDPs
of the Baltic Sea Member States
for 2007 -2013





111 - Vocational training and information actions

Allocation of total public expenditure for 2007-2013

BALTIC SEA MS

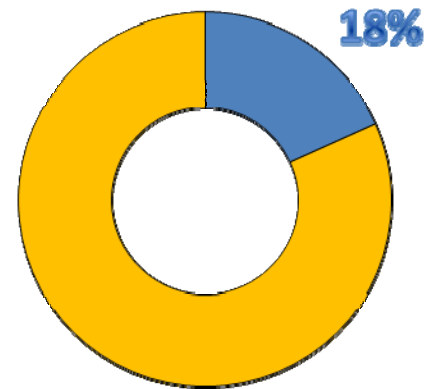
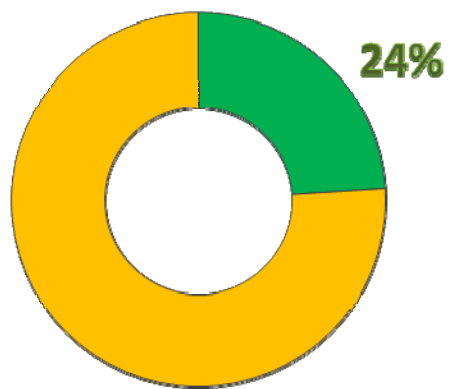
0.1% (LV) → 6.2% (DK)

1.1%

EU 27

1.2%

Progress of total public expenditure from 2007 to 2010





121 - Modernisation of agricultural holdings

Allocation of total public expenditure for 2007-2013

BALTIC SEA MS

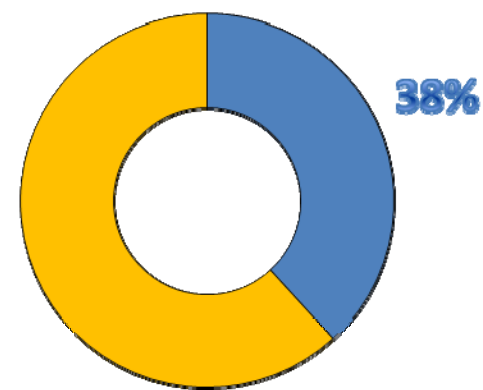
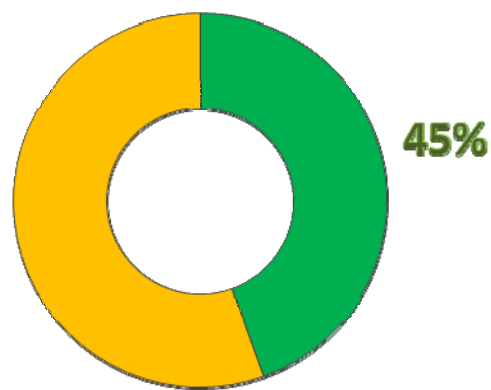
2.7% (FI Mainland) → 22% (LV)

10%

EU 27

11%

Progress of total public expenditure from 2007 to 2010





214 - Agri-environment payments

Allocation of total public expenditure for 2007-2013

BALTIC SEA MS

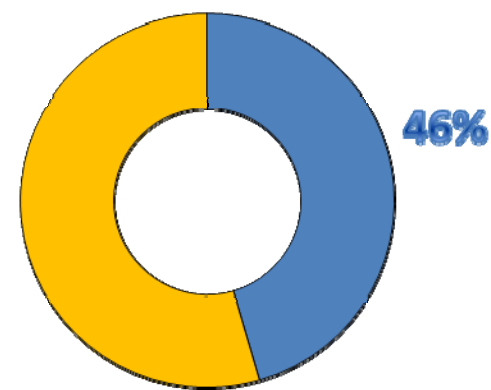
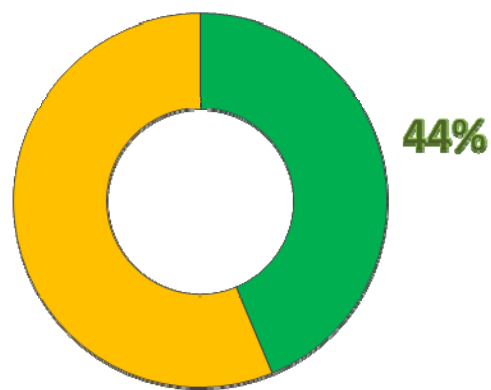
13% (PL) → 49% (SE)

22.8%

EU 27

24.3%

Progress of total public expenditure from 2007 to 2010





321 - Basic services for the economy and rural population

Allocation of total public expenditure for 2007-2013

BALTIC SEA MS

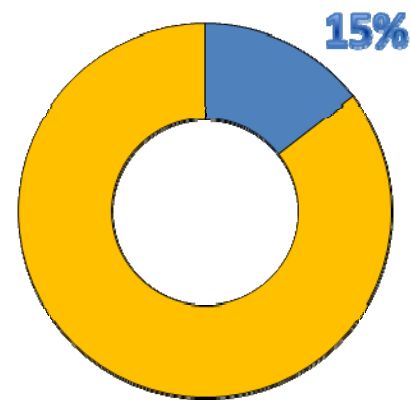
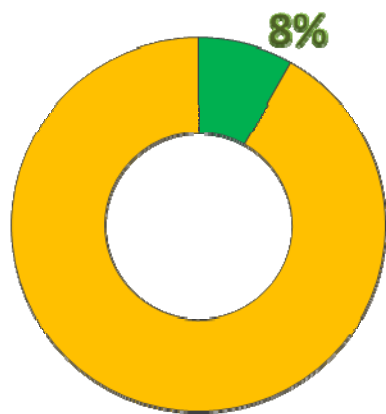
EU 27

1.5% (FI mainland & SE) → 11% (MV DE)

5.6%

2.9%

Progress of total public expenditure from 2007 to 2010





Measure 214 in Sweden and Denmark

Measure 214 – Agri-environment Payments

Sweden

- ❖ Biodiversity and cultural heritage in semi-natural grazing lands
- ❖ Valuable natural and cultural environments in agricultural landscape and reindeer areas
- ❖ Payments for regional priorities / (M216)
- ❖ Traditional cultural plants and livestock breeds
- ❖ Reduced nutrient leaching from arable land
- ❖ Environmental protection measures
- ❖ Organic forms of production and life-cycle oriented production
- ❖ Extensive ley management for a better environment and open landscape

Denmark

- ❖ Conservation by grazing or cutting on pasture and natural areas
- ❖ Conversion to organic agricultural production
- ❖ Extensive production on agricultural land
- ❖ Establishment and management of set-aside border strips
- ❖ Management of wetlands
- ❖ Plant genetic resources for food and agriculture



Summary / Objectives

- ✓ The RDPs are consistent with the overall objectives of the EUSBSR
- ✓ Commonalities between the BS RDPs are very large
- ✓ Defining more explicitly specific EUSBSR objectives, would allow common actions be strengthened and aligned by being 'embedded' in the RDPs
- ✓ In the future increased consistency of objectives under the overarching EU 2020 objectives





Summary / Implementation

- ✓ Currently coherence between the EUSBSR and the RDPs is not strong at implementation level;
 - ✓ Commonality does not extend to alignment at sub-measure
 - ✓ Reporting: approach and level of detail are not uniform
- ✓ But instruments to support the EUSBSR do already exist in the RDPs – and are being used.

